

JIMMY'S VENDETTA

DOWNLOADABLE CONTENT PACK
FOR MAFIA® II



Play as Jimmy, a gun for hire, and get your revenge on those who betrayed you. Loads of new city based missions give you plenty of reasons to head back to Empire Bay. It's payback time.

MAFIA II

WWW.MAFIA2GAME.COM



COMING THIS FALL



© 1998-2010 Take-Two Interactive Software, Inc., and its subsidiaries. Mafia® II developed by 2K Czech. 2K Czech, the 2K Czech logo, 2K Games, the 2K Games logo, Illusion Engine™, Mafia, Mafia II, the Mafia II logo and Take-Two Interactive Software are all trademarks and/or registered trademarks of Take-Two Interactive Software, Inc. All rights reserved. The ratings icon is a trademark of the Entertainment Software Association. All other trademarks are property of their respective owners. All rights reserved. Xbox, Xbox 360, Xbox LIVE, and the Xbox logos are trademarks of the Microsoft group of companies and are used under license from Microsoft. 39406-2



MAFIA II



⚠ WARNING Before playing this game, read the Xbox 360® console and accessory manuals for important safety and health information. Keep all manuals for future reference. For replacement console and accessory manuals, go to www.xbox.com/support.

Important Health Warning About Playing Video Games

Photosensitive seizures

A very small percentage of people may experience a seizure when exposed to certain visual images, including flashing lights or patterns that may appear in video games. Even people who have no history of seizures or epilepsy may have an undiagnosed condition that can cause these “photosensitive epileptic seizures” while watching video games.

These seizures may have a variety of symptoms, including lightheadedness, altered vision, eye or face twitching, jerking or shaking of arms or legs, disorientation, confusion, or momentary loss of awareness. Seizures may also cause loss of consciousness or convulsions that can lead to injury from falling down or striking nearby objects.

Immediately stop playing and consult a doctor if you experience any of these symptoms. Parents should watch for or ask their children about the above symptoms—children and teenagers are more likely than adults to experience these seizures. The risk of photosensitive epileptic seizures may be reduced by taking the following precautions: Sit farther from the screen; use a smaller screen; play in a well-lit room; do not play when you are drowsy or fatigued.

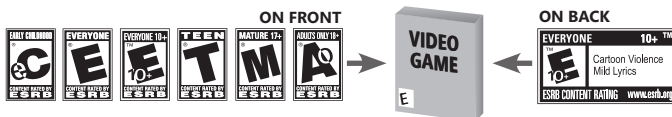
If you or any of your relatives have a history of seizures or epilepsy, consult a doctor before playing.

ESRB Game Ratings

The Entertainment Software Rating Board (ESRB) ratings are designed to provide consumers, especially parents, with concise, impartial guidance about the age-appropriateness and content of computer and video games. This information can help consumers make informed purchase decisions about which games they deem suitable for their children and families.

ESRB ratings have two equal parts:

- **Rating Symbols** suggest age appropriateness for the game. These symbols appear on the front of virtually every game box available for retail sale or rental in the United States and Canada.
- **Content Descriptors** indicate elements in a game that may have triggered a particular rating and/or may be of interest or concern. The descriptors appear on the back of the box next to the rating symbol.



For more information, visit www.ESRB.org.

CONTENTS

2	Xbox LIVE	2	CONNECTING
		2	FAMILY SETTINGS
3	STORY		
4	QUICK START	4	MAIN MENU
		4	MAIN MENU OPTIONS
6	CONTROLS	6	WALKING CONTROLS (SET I)
		7	DRIVING CONTROLS (SET I)
8	HUD	8	WEAPONS SELECTOR
		9	RADAR
		10	MISSION COUNTDOWN
10	SAVING GAME PROGRESS		
11	PLAYING THE GAME	11	MOVEMENT & CAMERA CONTROL
		11	WALKING
		11	DRIVING
		11	COMBAT
		11	MELEE FIGHTING
		12	GUNPLAY
		13	INJURIES & DEATH
13	CARS & DRIVING	14	DRIVING BASICS
		14	DASHBOARD
		14	CRASHING
		15	STEALING VEHICLES
16	POLICE	16	WANTED SYSTEM
17	VEHICLE REPAIR, TUNING & LEGALIZATION	17	FIX IT YOURSELF
		17	VISIT A BODY SHOP
		18	PLAYER GARAGES
19	MAP	19	MAP ICONS
		20	MAP CONTROLS
		20	PLACING WAYPOINTS
21	PAUSE MENU		
22	EXTRAS		
24	CREDITS		
36	LIMITED SOFTWARE WARRANTY, LICENSE AGREEMENT & INFORMATION USE DISCLOSURES		

Xbox LIVE® is your connection to more games, more entertainment, more fun. Go to www.xbox.com/live to learn more.

CONNECTING

Before you can use Xbox LIVE, connect your Xbox 360 console to a high-speed Internet connection and sign up to become an Xbox LIVE member. For more information about connecting, and to determine whether Xbox LIVE is available in your region, go to www.xbox.com/live/countries.

FAMILY SETTINGS

These easy and flexible tools enable parents and caregivers to decide which games young game players can access based on the content rating. Parents can restrict access to mature-rated content. Approve who and how your family interacts with others online with the Xbox LIVE service, and set time limits on how long they can play. For more information, go to www.xbox.com/familysettings.

MEAN ENOUGH TO TAKE WHAT YOU WANT. TOUGH ENOUGH TO KEEP IT.

Born the son of a poor immigrant, Vito is a beaten down Italian-American who is trying to escape the life of poverty that consumed his childhood. It was on the streets that Vito learned that joining the Mafia was the only route to wealth and respect for people of his standing. Wanting to escape the life of hardship that his father led, he dreams about becoming a “Made Man.”

A petty criminal his whole life, Vito, along with his childhood friend, Joe, will descend into the world of organized crime. Together, they will work to prove themselves to the Mafia as they try to make their names on the streets. Starting with low-level jobs like robbery and stealing cars, Vito and Joe escalate quickly up the Mafia family ladder...but the life as a wise guy isn't quite as glamorous as it seems.



VITO SCALETTA

Vito Scaletta is a smart, cocky young Sicilian who spent his childhood on the streets where he met Joe Barbaro, who soon became Vito's best friend. Vito and Joe, the brains and brawn behind a hundred petty crimes, watched wealthy Mafiosi swaggering around Little Italy and dreamed of the easy life.






JOE BARBARO

Brash and unpredictable, Joe Barbaro is a career criminal and lifelong friend to Vito. Over 10 years the duo developed quite a sideline in petty crime. Joe lives large—strong booze, fast cars and loose women. Moving up the criminal food chain is the perfect way for him to feed his vices.

QUICK START

MAIN MENU

Use  or  to highlight a Main Menu option, and press  to display its submenu.



MAIN MENU OPTIONS

The Story

Set game difficulty to Easy, Medium or Hard, and begin the game.

Downloadable Content

Check here for new content.

Extras





Collectibles, Artworks and other discoveries are collected in the Extras pages after you find them in the game. More information about these fascinating finds appears in the [Extras](#) section later in this manual.







Options

Use the Options Menu to reconfigure your game controls and adjust various game settings.



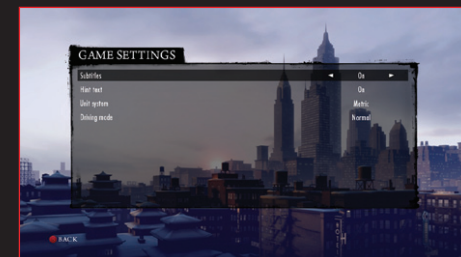
Controls Press  /  to toggle between Walking and Driving Controls. Press  to switch between Sets 1 and 2. Press  to view Advanced Controls, where you can set the following options:

- Sensitivity Set controller sensitivity to Low, Medium, High or Very High.
- Y-Axis Set the  /  function to Normal or Inverted.
- X-Axis Set the  /  function to Normal or Inverted.
- Auto-aim Turn on / off.
- Vibration Turn controller vibration on / off.



Game Settings Adjusting these options affects your overall game:

- Subtitles Turn in-game subtitles on / off.
- Hint Text Turn in-game hint text on / off.
- Unit System Set to Imperial or Metric units.
- Driving Mode Set to Normal (steering and braking assists) or Realistic (no assists; acceleration is more realistic for the cars of the era).

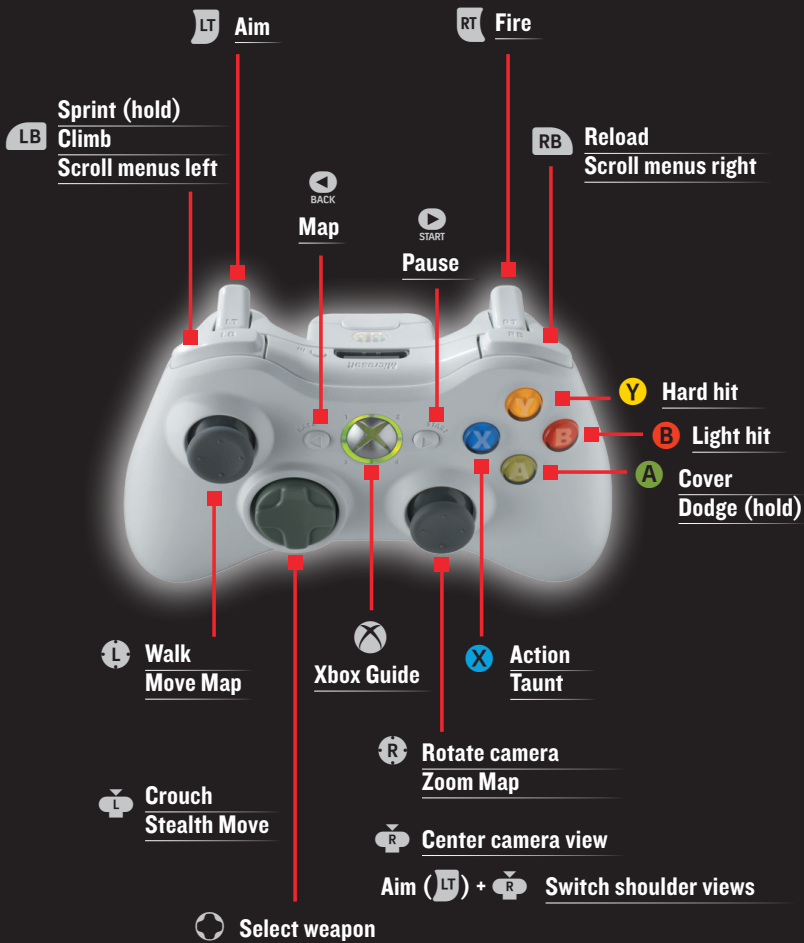


Video Make Gamma corrections. Adjust screen brightness to modify the contrast between dark and light areas on-screen.

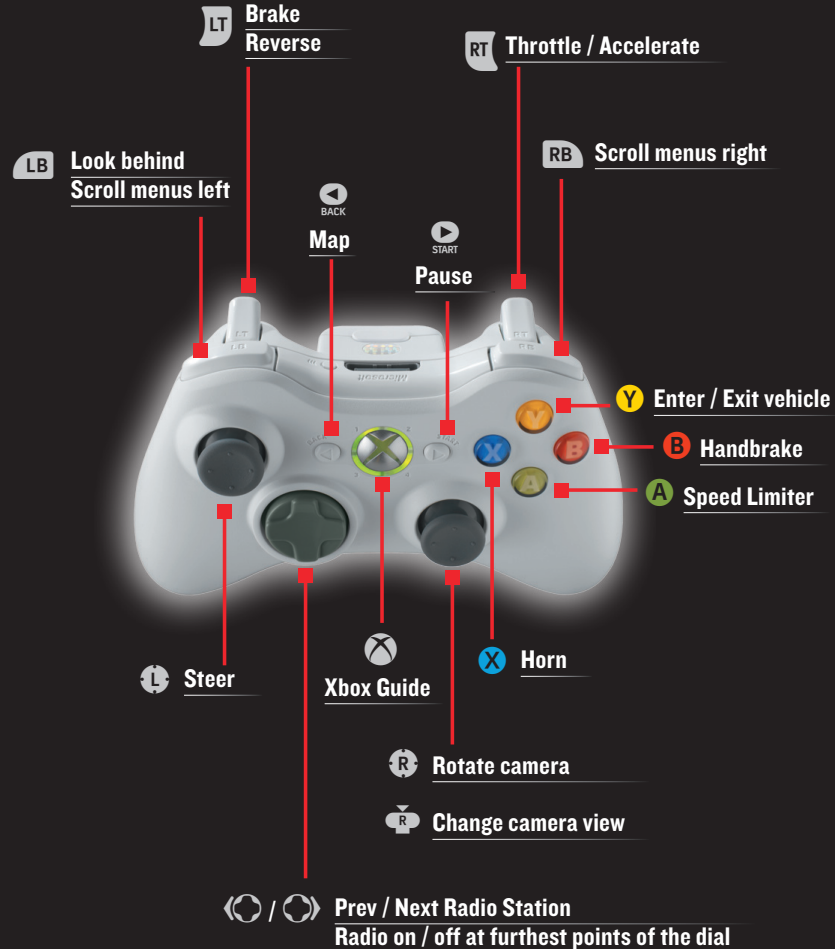
Audio Set sound volumes for SFX, Voices, Music, and Radio.

CONTROLS

WALKING CONTROLS (SET I)



DRIVING CONTROLS (SET I)





WEAPONS SELECTOR

MINI MAP

WEAPONS SELECTOR


All your weapons, including your fists, appear on the Weapons Selector, arranged by weapon type.





- ▶ Dots appearing under the weapon icon represent how many weapons of a certain type you have.
- ▶ The Ammo Indicator shows the number of rounds remaining in the current clip (left), and total number of rounds Vito is carrying for that weapon (right).



AMMO INDICATOR

Selecting Weapons

Use  (below) to select weapons. Press the same direction multiple times to cycle through weapons of the same type, if you have them.

-  Fists, grenades, Molotov cocktails.
-  Handguns, including pistols and revolvers.
-  Machine guns.
-  Rifles, including carbines and shotguns.

RADAR

Use the Radar to navigate through Empire Bay to objectives, stores and other businesses and friendly locations. The outer edges of the Radar also serve as the Police Recognition Bar and Vito's Health Bar.

Radar Icons

Fastest Route This GPS shows the fastest route to your destination.

Police Locations These icons indicate police presence, either on foot or in a vehicle.

Vito's Location This marks Vito's location and points in his direction of travel.

Mission Marker Head toward this guide to reach the mission objective.

Neighborhood When you travel into a neighborhood, its name appears at the lower right of the screen. Other Radar icons also alert you to important Empire Bay locations. See the Map section later in this manual for descriptions of the icons.



FASTEST ROUTE



POLICE IN VEHICLE

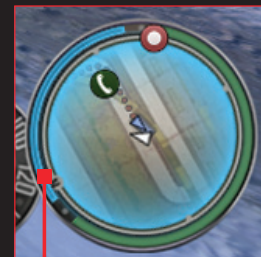
POLICE ON FOOT

VITO'S LOCATION

MISSION MARKER

Police Recognition Bar

Watch out for the police. The blue bar on the left of the Radar begins to fill when police are pursuing Vito (on foot) or the car he is driving. The longer the bar, the closer the police are to recognizing Vito. When the whole Radar begins flashing blue, the police see Vito and are in close pursuit.



POLICE RECOGNITION BAR

Vito's Health Bar

As Vito takes injuries, the green bar at the right of the Radar shortens. When the bar turns red, Vito is critically injured; when it disappears, Vito is dead and the game is over.

Upon restart, you will return to the last saved point in the story.



VITO'S HEALTH BAR

Lock Picking Guide


When you are picking a lock, the Radar displays the lock tumbler. See the [Lock Picking](#) section later in this manual for details.



MISSION COUNTDOWN

You must complete some missions within a time limit. When a time limit is in force, the Countdown Timer appears at the upper right of the screen. Failure to accomplish the mission within the countdown means your game is over.

Upon restart, you will continue the game from the last saved point.



SAVING GAME PROGRESS

Your game is saved automatically as you progress through the story.

Important: Do not turn off your console while the game is saving. Doing so may cause your game save progress to be lost.

PLAYING THE GAME

MOVEMENT & CAMERA CONTROL

WALKING

- ▶ Use to walk.
- ▶ To sprint, hold while running.
- ▶ Use to rotate the camera view.
- ▶ Click to center the camera on Vito.

DRIVING

- ▶ Use to steer your vehicle.
- ▶ Click to cycle through different camera positions.

COMBAT

MELEE FIGHTING

Vito starts his criminal career with only his fists for protection. He learns the basics of fist fighting on the streets. As he fights tough characters, he will learn to knock 'em down so they stay down.



Basic Fighting Skills

Light Hit Press **B** to deliver a light punch.

Hard Hit Press **Y** to throw a hard punch.

Dodge Press and hold **A** to dodge opponent's punches.

Combos Combine **B** and **Y** to deliver devastating combinations. When the combo hit punch prompt appears, press the indicated buttons to perform a fatal move when your opponent is stunned!



GUNPLAY

Acquiring Weapons & Ammo

Buy weapons and ammo at Gun Shops when you can afford it. These establishments sell pistols, revolvers, rifles and shotguns.

More powerful weaponry is available from mob-connected suppliers.



Firing a Weapon

- ▶ Use **○** to select a type of weapon to use. See the [Weapons Selector](#) section earlier in this manual for specific controls.
- ▶ Press **LT** to aim, and press **RT** to pull the trigger.
- ▶ Press **RB** to reload.



Taking Cover

Position Vito behind an object or wall and press **A** to make Vito slide into a covered position. Press **A** again to slip out of cover.




INJURIES & DEATH

Healing Injuries

When Vito gets injured, the Health Bar will decrease. The Health Bar will regenerate over time, but will not refill fully (except in Easy mode), until Vito eats or drinks a beverage.

Death

Bullets and car wrecks can result in death. If Vito dies, the game is over and you restart from your last checkpoint.



CARS & DRIVING

A huge variety of cars and trucks fills the byways, alleys and garages of Empire Bay—anything from slick high-end luxury cars to big delivery trucks—and they all perform at the top of their design capabilities. A huge sedan may be powerful, but a high performance sports car corners much more effectively. A limo is much faster than a truck.

Damaged vehicles will be troublesome to drive until you get them repaired.

DRIVING BASICS

- ▶ Press **Y** to enter / exit the vehicle.
- ▶ Press **RT** to accelerate. Increase pressure gradually to speed up. You don't need to floor it.
- ▶ Press **LT** to brake. Once the vehicle stops, release **LT**, or continue holding to go into reverse.
- ▶ Steer with **L**.
- ▶ Use **R** to look around. Click **R** to change the camera view.
- ▶ Press **B** to engage the handbrake for quick cornering, fast stops and drifting.
- ▶ Use **○** to tune the radio or turn it on / off.
- ▶ Press **X** to honk the horn.

DASHBOARD

Speedometer The exterior black gauge shows speed, marked by the white needle.

Tachometer The interior white gauge shows engine RPM, marked by the red needle.

Speed Limiter Press **A** to set the Speed Limiter to ensure that you never exceed the legal speed limit (40 mph on streets; 70 mph on the freeway). A red filter appears on the speedometer to show the maximum traveling speed limit.

SPEED LIMITER



SPEEDOMETER

TACHOMETER

CRASHING

Fender benders and crashes can damage a vehicle and cause it to perform poorly or not at all. Car accidents can kill Vito.



STEALING VEHICLES

Window Smashing

Begin your car-jacking career by breaking in the driver's side window (press **B**) of a vehicle you want to steal. Press **Y** to jump in and make your getaway.

Smashing windows makes noise. If the police get wind of the car theft, they will soon be breathing down your neck.



Lock Picking

Buying lock picks can save you a lot of trouble when stealing cars. It also attracts less attention than breaking windows.

- ▶ When Vito is close to a lock that can be picked (a car door, for example), begin by holding **Y**. The **Radar** will change to display the lock tumblers.
- ▶ Move **L** to use the wrench, slowly raising the first tumbler. The moment the tumbler turns green, press **X** to use the wrench. If you are successful, the next tumbler becomes selected.
- ▶ Repeat the lock picking on the next tumbler. If you miss, the tumbler will turn red and you will go back to the previous tumbler.
- ▶ Complete the action on all tumblers to open the lock.



POLICE

WANTED SYSTEM

The Wanted System alerts you that police are on the lookout for you or a vehicle you are driving. The following icons appear on-screen to alert you to your status with the police.

Wanted Status



The police know what you look like and issue a wanted poster.



The police know what your wheels look like. Switching plates might be a good idea.

Wanted Rating



The police want you to pay a fine.



The police want to arrest you.



The police have a shoot to kill order for you.



The police have been informed to stop you by any means necessary.

Dealing with the Police

When dealing with the police, you have the options listed below. Use **1** to highlight an action, and press **A** to perform it.

Ticket

- Pay Fine
- Refuse Payment

Arrest

- Surrender
- Bribe Cop
- Resist Arrest

Remember: You can change your clothes or legalize your car to avoid arrest.



VEHICLE REPAIR, TUNING & LEGALIZATION

If you crash your car often enough, it will break down. You can repair your car on the street (temporarily) or in your own garages for a fee, or hire someone to make the repairs at Body Shops found throughout Empire Bay.

FIX IT YOURSELF

You can make a temporary repair to your car if it breaks down. Walk to the front of your vehicle and press **X** when prompted.

This quick fix should get your car moving enough to get to a Body Shop or garage.



VISIT A BODY SHOP

Use the **Map** to find a Body Shop. Drive up to the shop, honk the horn and drive in.

Using the Shop menu, browse for the kind of work you want performed on the car. Note the price to make sure you can afford it. Press **A** to make the changes to your vehicle.

Custom Plates New plate numbers are important if the police are looking for the old plates. The mechanic will give you the plate numbers you want. Use **1** to change plate numbers and letters, and move to the next or previous character position. Press **A** to confirm the plate changes.



Repair Bring the car to its fully repaired condition.

Basic Tuning Get a tune-up that pulls the best performance from your engine.

Sports Tuning Advanced tuning that dramatically improves performance.

New Paint Select a custom color.

Change Wheels Select custom wheels and tires.

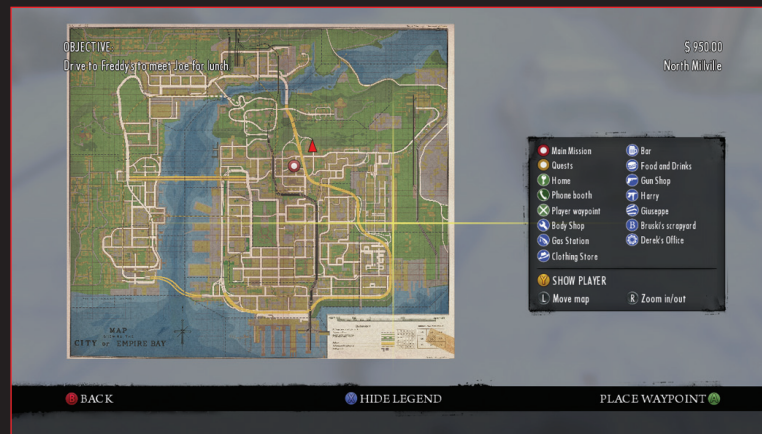
PLAYER GARAGES



All Vito's houses and apartments have garages where you can store your cars. If a car gets wrecked, it will be returned to your garage the next day. You can repair damaged cars here for a fee.



MAP



Press to bring up the Map screen. Your mission objective appears at the upper left, and your mission icon is displayed on the Map. More Map icons show up as they are discovered during your explorations of Empire Bay.

MAP ICONS

- | | | | |
|--|-----------------|--|--------------------|
| | Main Mission | | Bar |
| | Quests | | Food & Drinks |
| | Home | | Gun Shop |
| | Phone Booth | | Harry |
| | Player Waypoint | | Giuseppe |
| | Body Shop | | Bruski's Scrapyard |
| | Gas Station | | Derek's Office |
| | Clothing Store | | |

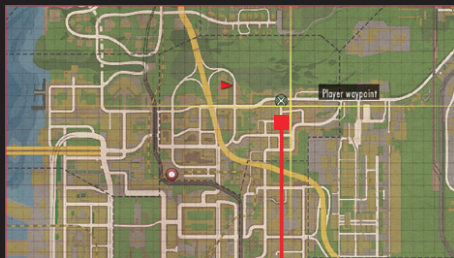
MAP CONTROLS

- Y Center Map on Vito's location.
- A Place waypoint.
- L Move Map.
- R Zoom Map.
- X Hide legend.

PLACING WAYPOINTS

Use waypoints to mark important locations you may want to find again.

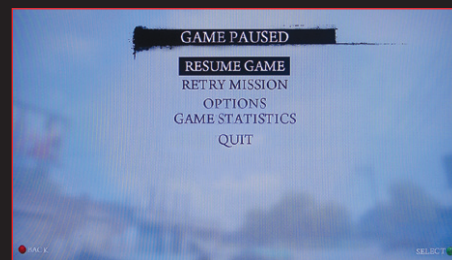
- ▶ Press Y to center Vito's marker (red arrow) on the Map. This also centers the yellow crosshairs over Vito's position.
- ▶ Use L to move the crosshairs over the position where you want to place your waypoint and press A to set it.
- ▶ The waypoint will also be visible on the Radar.



WAYPOINT

PAUSE MENU

Press to pause the game. Use or to highlight a Pause Menu option, and press to display its submenu.



PAUSE MENU OPTIONS

Resume Game

Return to gameplay at your current point.

Retry Mission

Retry the current mission from your last saved point.

Options

Controls

- Sensitivity Set controller sensitivity to Low, Medium, High or Very High.
- Y-Axis Set the / function to Normal or Inverted.
- X-Axis Set the / function to Normal or Inverted.
- Auto-aim Turn on / off.
- Vibration Turn controller vibration on / off.

Press / to view the Walking and Driving controller sets. Press to switch between Sets 1 and 2.

Game Statistics

Check on your changing game stats as Vito drives deeper into his criminal career.

Quit

Return to the Main Menu.

EXTRAS

Extras, including cars, collectibles and artworks, appear in the Extras pages after you find them in the game.



EXTRAS MENU OPTIONS

Carcyclopedia

View beauty shots of the vehicles you can drive around Empire Bay. The legend displays technical specifications for each vehicle. Use **Left Stick** to change the vehicle on view.

Each car and truck performs realistically based on type, horsepower and handling characteristics.



Collectibles

Playmates Find classic Playboy magazines during your travels and peruse the articles.

Wanted Posters View mug shots of the perps responsible for putting Mafia II on the street.



Artworks

Paintings View dramatic graphics drawn from the story chapters as you play the game.

Posters Collect art inspired by game characters and story elements.

Pinups Collect arty pinups of beautiful women and view them here. Pinups must be unlocked by defeating the missions on the Hard difficulty level.



Game Statistics

Review your changing game statistics as Vito pursues his criminal career.

Credits

Enjoy a listing of the famous and infamous who contributed to the creation of Mafia II.



CREDITS

2K CZECH

President	Stéphane Dupas
Senior Producer	Lukáš Kuře
Art Director	Roman Hladík
Art Development Managers	Tomáš Roller • Jana Kaššová • Simona Ely
Lead Interior Artists	Petr Motejzík • Daniel Sklář • Petr Záveský
Lead City Artist	Tomáš Moučka
Lead Vehicle Artist	Milan Šaffek
Lead Character Artist	Ivan Rylka
Technical Artists	Jan Marvánek • Daniel Sklář • David Šemík
Concept Artists	Mikuláš Podprocký
City Artists	Petr Král • Vít Selinger • Jan Šnajdrhons • Pavel Tretera • Michal Zouhar • Jan Marvánek
Interior Artists	Jiří Bičík • Michal Lopašovský • David Motalík • Marek Suchovský • Filip Nový
Vehicle Artist	Martin Kozák
Character Artists	David Frolek • Dávid Janek • Mikuláš Podprocký • Monika Lekovská
VFX Artists	Jan Marvánek • Filip Nový • Roman Zawada
Lead Technical Designers	Miloš Jeřábek • Martin Pítr
Technical Designers	Vojtěch Jatel • David Los
Animation Director	Tomáš Hřebíček
Animation Development Manager	Martin Zavřel
Cinematic Editors	Martin Dvořák • Jiří Alán • Petr Adamec
Cinematic Animators	Tomáš Sedlák • Michal Opitz • Pavel Hruboš
Lead In-game Animator	Michal Mach
Lead Script Animator	Radim Pech
Script Animators	Petr Janeček • Pavel Očovaj • Martin Pospíšil
Audio Director	Tomáš Šlápota
Audio Engineers	Petr Klimunda • Marek Horváth
Music Composer	Matúš Široký
Motion Capture Manager	František Harčár Sr.
Motion Capture Animators	Petr Kopecký • Daniel Ulrich • Jakub Mach • Viktor Kostik • Ondřej Marada

Technical Director	Laurent Gorga
Game Lead Programmer	Michal Janáček
Game Development Manager	Lukáš Berka
Game Programmers	Petr Soviš • Jan Bulín • Martin Hron • Tomáš Chabada • Marek Kováč
City Lead Programmer	Martin Brandstätter
City Development Manager	Michal Rašovský
City Programmers	Karel Hála • Jiří Holba • Václav Král • Jan Kratochvíl • Xavier Lemaire • Petr Minařík • Mojmír Svoboda
Lead Programmer	Dan Doležel
Technology Development Managers	Daniel Knebl • Michal Rybka
Engine Programmers	Michal Janáček • Petr Smílek • Tomáš Blaho • Martin Sobek • Ondřej Štorek • Erik Veselý • Vladimír Semotán • Jan Bulín • Jiří Vrabel
Cutscene Programmers	Ľubomír Dekan • Petr Slivoň
Physics Programmer	Aleš Borovička
Lead Tools Programmer	Radek Ševčík
Programmers	Jozef Král • Luboš Kresta • Jaroslav Gratz • Petr Minařík • Jiří Štěpín • Boris Zápotocký
GUI Programmers	Petr Man • Michal Bartoň
System Programmers	Daniel Čapek • Michal Linhart • Pavel Dlouhý
Debug Programmer	Jan Zelený
Lead Data Manager	David Šemík
Data Managers	Pavel Procházka • Michal Ševeček • Jaroslav Turna • Roman Zawada
Additional Support Team Leader	Emmanuel Beau
Additional Support Programmers	Nicolas Brault • Filip Dušek • Julien Friedlander • Jana Žďárská
Story Written by	Daniel Vávra
Senior Gameplay Producer	Jarek Kolář
Lead Level Designer	Lubomír Dykast
Gameplay Producer	Petr Mikša
Design Development Manager	Josef Buček
Game Designers	Pavel Brzák • Josef Vašek • Jiří Matouš • Jiří Řezáč • Daniel Vávra
Level Scripters	Pavel Brzák • Adam Čunderlík • Radek Havlíček • Jiří Matouš • Vít Matuška • Ondřej Melkus • Jaroslav Osička • Roman Pítr • Jiří Řezáč • Ondřej Vévoda • Radim Vítek

City Designers	Tomáš Grünwald · Michal Kačinec · Ondřej Nečásek · Josef Vašek
Additional Level Scripting	Pavel Černohous · Miloš Jeřábek
Dialogue Writers	Pavel Černohous · Matouš Ježek
Melee Designers	Michal Mach · Pavel Černohous
AI & Weapons Designer	Lukáš Berka
Additional Game Design	Michal Kačinec · Ondřej Nečásek · Alex Cox

2K CZECH QUALITY ASSURANCE

QA Manager	Ian Moore
Assistant to QA Manager	Sebastian Belton
QA Team	Bořivoj Klíma · Jindřich Holub · Jan Chalupa · Lenka Čelková · Martin Křivánek · Michal Todorov · Michal Kuimdzidis · Ondřej Chrápavý · Ondřej Papež · Roman Neuwirth · Vlastimil Görner
Additional QA	Filip Čort · Filip Rybář · Jiří Špác · Zbyněk Bašník · Zdeněk Hodulák
Translator	Vít Hýbl

2K CZECH NON-PRODUCTION DEPARTMENTS

Finance & HR Manager	Alena Filová
HR Department	Jana Blaháková · Kristýna Křížová · Silvie Bočková · Hana Malá · Jana Šufajzlová
PA of the President of 2K Czech	Tereza Sýkorová
IT Department	Petr Fiala · Vladimír Hora · Václav Doležal
Office Department	Tomáš Hocek · Jaroslava Krupková · Jitka Šenkýřová · Lenka Němcová · Lubomír Jančík · Petr Kislinger · Lucie Hřebíčková
Accountancy Department	Jana Romanová · Martina Komosná
Special Thanks	Petr Vochozka
2K MoCap Supervisor	David Washburn
2K MoCap Coordinator	Steve Park
2K MoCap Specialists	Jose Gutierrez · Gil Espanto · Anthony Tominia · Kirill Mikhaylov
2K MoCap Actors	Adam Callan · Andy Allo · Greg Land · Kamasu Livingston · Martin David · Matt Jackson · Raul Bustamante · Reed Daniels · Steve Park · Valerie Weak

MoCap Actors

JAN JACKULIAK	Radim Brychta
ALAN NOVOTNÝ	Radim Koráb
ALEŠ BLAŽEJ	Roman Gemrot
DALIBOR ČADEK	Tereza Harčárová
EVA MAREŠOVÁ	Tereza Martínková
FRANTIŠEK HARČÁR Jr.	Václav Dvořák
JAKUB KADLEC	Veronika Gidová
JAN JAKUBEC	Vojtěch Blahuta
JAN SEDLÁČEK	Zdeněk Vykoukal
JANA NOVÁKOVÁ	Jarmila Matoušková
LEA ŠMAHELOVÁ	Karel Král
LENKA JANÍKOVÁ	Jitka Harčárová
MARTA PROKOPOVÁ	Michal Matěj

External Support	Adam Kuruc · Ivan Kratochvíl · Michal Vala · Ján Adamus · Ján Germala · Yann Le Tensorer · NightSight · Thomas Minet · Daniel Kamas
------------------	---

Thanks	Antonín Hildebrand · Company ABA · Élelmiszeripari és kereskedelmi RT · František Resl · Gabriela Jakabová · Christian Konieczka · Ivo Novák · Jan Pinter · János Plaszkó · Jiří Koten · Jiří Světinský · Jiří Šejvl · Lenka Kachlíková · Lubor Černý · Lukáš Cerman · Martin Koutný · Martin Kůla · Martin Plachý · Michaela Hercogová · Milan Malich · Pavel Andráščí · Pavel Čížek · Pavel Koten · Petr Kapitán · Petr Novák · Petr Olšanský · Radim Doleček · Róbert Winkler · Tomáš Jelínek · Tomáš Palát · Václav Samec
--------	---

BIGGEST THANKS TO OUR FAMILIES, MOSTLY TO OUR WIVES (girlfriends).

Huge thanks to the Brno focus testers for your valuable opinions and insights.

New Kids Born during Development	Amélie Kotenová · Andrej Sedlák · Barbora Bulínová · Dan a Petra Kislingerovi · David a Viktor Šemíkovi · Dominik Lekovski · Jakub Fiala · Karolína Křivánková · Klára Blahová · Klára Osíčková · Klára Světinská · Kryštof, Šimon a Vít Kneblvi · Oldřich Borovička · Ondřej Šmílek · Martin Král · Matěj Hřebíček · Nataniel a Izabela Mikšovi · Tadeáš Jaromír Dvořák · Tobiaš a Magdalena Klimundovi · Vojtěch Šlápota · Zuzana Brzáková
----------------------------------	--

...In memory of Vladimír Nečas

2K PUBLISHING

President	Christoph Hartmann
C.O.O.	David Ismailer
VP, Product Development	Greg Gobbi
Director of Product Development	John Chowanec
Director of PD Operations	Kate Kellogg
Director of Creative Production	Jack Scalici
Sr. Producer	Denby Grace
Producer	Alex Cox
Associate Producer	Garrett Bittner
Game Analysts	Michael Kelly • Neal Chung-Yee
Production Assistants	Casey Cameron • Ben Chang • Shawn Martin • Dan Schmittou • Andrew Dutra
Story Editor	Walt Williams
Senior Manager of Creative Production	Chad Rocco
Manager, Music & Talent	Lydia Jenner
SVP Marketing	Sarah Anderson
VP Marketing	Matt Gorman
VP International Marketing	Matthias Wehner
Director of Marketing	Tom Bass
Senior Product Manager	Kelly Miller
Global Director of Public Relations	Markus Wilding
Senior PR Manager	Charlie Sinhaseni
PR Manager	Jennie Sue
International PR & Marketing Assistant	Erica Denning
Global Event Manager	Karl Unterholzner
Art Director, Marketing	Lesley Zinn
Web Director	Gabe Abarcar
Web Designer	Seth Jones
Community Manager	Elizabeth Tobey
Director of Marketing Production	Jackie Truong
Marketing Production Assistant	Ham Nguyen
Video Production Manager	J. Mateo Baker
Video Editor	Kenny Crosbie

Jr. Video Editor	Michael Howard
Game Capture Specialist	Doug Tyler
Director of Technology	Jacob Hawley
VP Business Development	Kris Severson
VP Sales & Licensing	Steve Glickstein
Strategic Sales & Licensing Director	Paul Crockett
VP, Counsel	Peter Welch
Director of Operations	Dorian Rehfield
Director of Analysis & Planning	Phil Shpilberg
Licensing/Operations Specialist	Xenia Mul
Sr Manager Channel Marketing	Iana Budanitsky
Director In-game Media, Promotions & Partnerships	Shelby Cox
Associate Manager of Partner Marketing	Dawn Burnell

2K QUALITY ASSURANCE

VP of Quality Assurance	Alex Plachowski
Quality Assurance Test Managers (Projects)	Grant Bryson • Zhang Xi Kun
Compliance Manager	Alexis Ladd
Lead Tester	Stephen "Yoshi" Florida
Lead Testers (Support Team)	Andrew Webster • Kevin Strohmaier • Sean Manzano
Quality Assurance Supervisors	Mike Gilmore • Steve Manners
Senior Testers	Joseph Bettis • Kristin Kerwitz • Greg MacCauley • Sara Lane • Nathan Bell • Justin Waller
Quality Assurance Team	Rick Alvarez • Ryan McCurdy • Keith Doran • Micah Grossman • Nathan McMahon • Matthew Saint John • Jesse Snider • Vincent Diamzon • Zachary White • Erin Reilly • Jonathan Keiser • Jorge Arevalo • Benjamin Cursi • Todd Swerdloff • Christine Adams • Yoonsang Yu • Michael Spray • Jake Muir • Patrick Kenny • Andrew Garrett • Marc Perret • Evan Jackson • Ophir Klainman • Jeremy Thompson • Davis Krieghoff • Bill Lanker • Keith Ferguson • Eddie Castillo • Daniel Jadwin • Sara Leedom • Lauriston Bristol III • Steven Bogolub • Brandon Williams • Brandon Reed • Jerico Vildoza • Anna Kholyavenko • Derek Wear-Renee • Ramon Villacorta • Jessica Wolff • Evan Sarver • Imad Haddad • James Bautista • David Sepanyan • Jonathan Redaja • Steven Cotera • Chen Kai •

Liang Jian Jie • Xiao Liang • Cao Feng •
Guo De Min • Huang Shen • Song Xiao Ling •
Tian Lei • Zhao Qi • Zhou Ji • Zhu Xiao Ming •
Jorge Hernandez

Alba Loureiro • Andreas Strothmann •
Antonio Grasso • Arnaud Lhari • Cindy Frangeul •
Giovanni De Caro • Hugo Sjeiro • Javier Vidal •
Jose Minana • Kirstine Spinosi • Lena Brenk •
Luigi Di Domenico • Pierre-Rolland Pochet •
Stefan Rossi • Tabea De Wille • Tirdad Nosrati

2K INTERNATIONAL

General Manager	Neil Ralley
International Marketing Manager	Lia Tsele
International Product Manager	Yvonne Dawson
International PR Manager	Emily Britt
International PR Executive	Matt Roche
Licensing Director	Claire Roberts
Web Content Manager	Martin Moore
International Marketing & PR Assistant	Tom East
Design Team	James Crocker • Tom Baker
2K Territory Marketing & PR Team	Agnès Rosique • Alex Bickham • Andreas Traxler • Barbara Ruocco • Ben Seccombe • David Halse • Fabio Gusmaroli • Fabrice Poirier • Fiona Ng • Gwendoline Oliviero • Jan Sturm • Jean-Paul Hardy • Luis De La Camara Burditt • Olivier Troit • Sandra Melero • Simon Turner • Snezana Stojanovska • Stefan Eder

2K INTERNATIONAL PRODUCT DEVELOPMENT

International Associate Producer	Iain Willows
Localization Managers	Scott Morrow • Claire Deiler (Loc-3) • Jean-Sebastien Ferey
Assistant Localization Manager	Arsenio Formoso
External Localization Teams	Around The Word • Coda Entertainment • Synthesis International Srl • Synthesis Iberia
Localization Tools & Support Provided by	XLOC Inc.

2K INTERNATIONAL QUALITY ASSURANCE

QA Manager	Ghulam Khan
QA Supervisor	Sebastian Frank
Mastering Engineer	Wayne Boyce
Lead QA Technician	Oscar Pereira
QA Technicians	Andrew Webster • Kristian Guyte

TAKE-TWO INTERNATIONAL OPERATIONS

Staff	Anthony Dodd • Martin Alway • Cat Findlay • Nisha Verma • Paul Hooper • Paris Vidalis • Robert Willis • Denisa Polcerova
Technical Consultants	Brian Keron (Digital Extremes) • Yann LeTensorer • Massive Bear

CAST

(in order of appearance)

Vito Scaletta	RICK PASQUALONE
Joe Barbaro	BOBBY COSTANZO
Beat Cop	RAY IANNICELLI
Corporal	ROGER ROSE
Williams	DALE INGHAM
Mamma	JOAN COPELAND
Francesca	JEANNIE ELIAS
Debt Collector	BRIAN BLOOM
Cleaning Lady	CAROL ANN SUSI
Giuseppe	RICK PASQUALONE
Mike Bruski	JOHN MARIANO
Derek Papalardo	BOBBY COSTANZO
Steve	MARK MINTZ
Henry Tomasino	SONNY MARINELLI
Maria Agnello	CAROL ANN SUSI
O.P.A. Guard 1	TOM VIRTUE
O.P.A. Guard 2	JOHN MARIANO
Brian O'Neill	LIAM O'BRIEN
Luca Gurino	ANDRE SOGLIUZZO
Alberto Clemente	NOLAN NORTH
Harry	JOE SABATINO
The Fat Man	JOHN CAPODICE
El Greco	JOHN MARIANO
Detective	MALACHY CLEARY
Judge	BOB HASTINGS
Prison Guard 1	BILL LOBLEY
Prison Guard 2	LENNY CITRANO
Capt. Terrence Stone	JASON ZUMWALT
Angry Prisoner	DONALD GIBB
Leo Galante	FRANK ASHMORE
Pepé	JOHN CYGAN

Cast (continued)

Shower Rapist	STEVE BLUM
Eddie Scarpa	JOE HANNA
Eric Riley	BRIAN BLOOM
Marty	JASON SPISAK
Bones	BRIAN BLOOM
Carlo Falcone	ANDRE SOGLIUZZO
Harvey Beans	JERRY SROKA
Tony Balls	PHIL IDRISSE
Frank Vinci	LARRY KENNEY
Leon	JOEY CAMEN
Mickey Desmond	JOE BARRETT
Bruno	MICHAEL INGRAM
Mr. Wong	JAMES SIE
Tommy Angelo	MICHAEL SORVINO
Old Dockworker	KERIN McCUE
Young Dockworker	LENNY CITRANO
Gangsters	CHRIS JAI ALEX • BRIAN BLOOM • JOEY CAMEN • BRANDON ELLISON • ANDRE GORDON • RAY IANNICELLI • KEVIN KEARNS • NOLAN NORTH • PAUL PARDUCCI • RICK PASQUALONE • ALLAN STEELE • VICTOR YERRID
Civilians	CURTIS ARMSTRONG • TROY BAKER • SUSANNE BLAKESLEE • JOEY CAMEN • JOE CAPPELLETTI • TOM CIAPPA • MALACHY CLEARY • JIM CUMMINGS • ANNA GRAVES • KRISTINA HADDAD • KERIN McCUE • ERIS MIGLIORINI • JOE NIPOTE • NOLAN NORTH • JEN SUNG OUTERBRIDGE • DAVID ANTHONY PIZZUTO • CHRISTINA PUCELLI • DEE DEE RESCHER • JONATHAN ROUMIE • TITUS WELLIVER • JASON ZUMWALT
Cops	JAMES ELIOTT • MICHAEL S. KING
DJs	DAVE FENNOY • LARRY KENNEY • BILL LOBELY • JIM THORNTON
Additional Voices	KIRK BALTZ • VINCENT CORAZZA • KEVIN CHAPMAN • JON CURRY • KEITH FERGUSON • CRISPIN FREEMAN • MILTON JAMES • PHIL LAROCCA • ESTEBAN WILCOX MARTINEZ • TIMOTHY V. MURPHY • NICOLAS ROYE • DWIGHT SCHULTZ • CEDRIC YARBROUGH

WRITERS / TRANSLATORS

Lead Writer	Jack Scalici
Additional Writing	Moose Warywoda • Alex Cox • Shigor Birdman • Paul Jenkins • Walt Williams • Benjamin X. Chang • Brian Shields • Dan Baile
Translators	Jirina Kyas (Czech) • Antonio Truglio (Italian)

FILMHARMONIC ORCHESTRA PRAGUE

Conductor & Supervising Orchestrator	Andy Brick
Orchestral Music Producer	Petr Pycha
Orchestral Music Editor	Reed Robins
Orchestral Sound Engineer	Jan Kotzman
Orchestral Studio Technician	Cenda Kotzman
Casting	Jack Scalici • Lydia Jenner
Lead Dialog Editors, POP Sound	Dante Fazio • Garrett Montgomery
Dialog Editors, POP Sound	Brett Rothfeld • Dylan Howe • Rob Weiss • Dawn Redmann • Mark Camperell • Darren Warkentin • Tom Dodd • Joe Garten
Original Dialog Recording, POP Sound	Michael Miller • Courtney Bishop • Tim West • Brett Rothfeld • Tim Hoogenakker • Mitch Dorf • Dante Fazio • Stephen Dickson • Nick Bozzone • Peter Rincon • Rob Weiss • Zak Fisher • Joe Garten • Chris Johnston • Darren Warkentin • Anthony Vanchure
Producers, POP Sound	Dawn Redmann • Susie Boyajan • Erin Reilly • Lexa Burton
Radio Commercial Production, POP Sound	Dante Fazio • Nick Bozzone • Tim West • Brett Rothfeld • Tim Hoogenakker
Lead Dialog Editor, Fox Sound	Keith Fox
Music Supervision	Jack Scalici • Rick Fox • Lydia Jenner
The Labels	www.mafia2game.com/musiclabels/
The Publishers	www.mafia2game.com/musicpublishers/

SPECIAL THANKS

Special Thanks to	Daniel Einzig • Christopher Fiumano • Jenn Kolbe • David Boutry • Ryan Dixon • Michael Lightner • Gail Hamrick • Sharon Hunter • Kate Ryan • Michele Shadid • Jonathan Washburn • Ashley Young • 2K IS Team • Jordan Katz • David Gershik • Take-Two Sales Team • Take-Two Channel Marketing Team • Seth Krauss • Take-Two Legal Team • Cindi Buckwalter •
-------------------	---



Alan Lewis • Sajjad Majid • Meg Maise •
Siobhan Boes • Access Communications • gNet •
KD&E • Big Solutions Group • Darkside Game
Studio • Plastic Wax • Rokkan • Concept Arts •
Gwendoline Oliviero • Donson Liu • Keith Liu •
Laura Harley • Tina Evanow • Dawn Redmann •
Mike Aronis • Tom Dodd • Doug Clark •
Brett Rothfeld • Steven "the Vaj" Selvaggio •
Jerry Chen • Angus Wong • Hanshaw Ink
& Image • Playboy

Uses Bink Video Technology. Copyright ©1997-2009 by RAD Game Tools, Inc. Facial animation software ©2002-2010, OC3 Entertainment, Inc. and its Licensors. All rights reserved. Uses FMOD Ex Sound System by Firelight Technologies. This software product includes Autodesk® Kynapse®, property of Autodesk, Inc. ©2009, Autodesk, Inc. Autodesk and "Autodesk® Kynapse™" are registered trademarks or trademarks of Autodesk, Inc. All rights reserved. Portions hereof ©2002-2008 by NVIDIA Corporation. All rights reserved. ©2010 Playboy. PLAYBOY, Rabbit Head Design and PLAYMATE are marks of Playboy and used under license by 2K Games.

NVIDIA

Development Support

Feodor Benevolenski • Zack Bowman •
Johnny Costello • James Dolan • Philipp Hatt •
Dane Johnston • Alexander Kharlamov •
Konstantin Kolchin • Hermes Lanker •
Monier Maher • Christopher Maughan •
Kevin Newkirk • Jeremy Patterson •
Lou Rohan • Miguel Sainz • David Schoemehl •
Andrey Shulzhenko • Kyle Weeks • Aron Zoellner •
Clay Causin • Joe Grover

Business Support

Bryan Del Rizzo • Rika Nakazawa •
Leslie Pirritano • Anton Ravin • Eric Liu

For a complete listing of the Mafia II music credits
and overview of the soundtrack, please visit:

www.mafia2game.com/musiccredits

NOTES

LIMITED SOFTWARE WARRANTY, LICENSE AGREEMENT & INFORMATION USE DISCLOSURES

This document may be updated from time to time and the current version will be posted at www.take2games.com/leula. Your continued use of this Software 30 days after a revised version has been posted constitutes acceptance by you of its terms.

YOUR USE OF THE SOFTWARE IS SUBJECT TO THIS LIMITED SOFTWARE WARRANTY AND LICENSE AGREEMENT (THE "AGREEMENT") AND THE TERMS SET FORTH BELOW. THE "SOFTWARE" INCLUDES ALL SOFTWARE INCLUDED WITH THIS AGREEMENT, THE ACCOMPANYING MANUAL(S), PACKAGING AND OTHER WRITTEN, FILES, ELECTRONIC OR ONLINE MATERIALS OR DOCUMENTATION, AND ANY AND ALL COPIES OF SUCH SOFTWARE AND ITS MATERIALS, BY OPENING THE SOFTWARE, INSTALLING, AND/OR USING THE SOFTWARE AND ANY OTHER MATERIALS INCLUDED WITH THE SOFTWARE, YOU HEREBY ACCEPT THE TERMS OF THIS AGREEMENT WITH TAKE-TWO INTERACTIVE SOFTWARE, INC. ("LICENSOR").

L. LICENSE

LICENSE. Subject to this Agreement and its terms and conditions, Licensor hereby grants you the nonexclusive, non-transferable, limited right and license to use one copy of the Software for your personal non-commercial use for gameplay on a single computer or gaming unit, unless otherwise specified in the Software documentation. Your acquired rights are subject to your compliance with this Agreement. The term of your license under this Agreement shall commence on the date that you install or otherwise use the Software and ends on the earlier date of either your disposal of the Software or Licensor's termination of this Agreement. Your license terminates immediately if you attempt to circumvent any technical protection measures used in connection with the Software. The Software is being licensed to you and you hereby acknowledge that no title or ownership in the Software is being transferred or assigned and this Agreement should not be construed as a sale of any rights in the Software. All rights not specifically granted under this Agreement are reserved by Licensor and, as applicable, its licensors.

OWNERSHIP. Licensor retains all right, title and interest to the Software, including but not limited to, all copyrights, trademarks, trade secrets, trade names, proprietary rights, patents, titles, computer codes, audiovisual effects, themes, characters, character names, dialog, settings, artwork, sound effects, musical works, and moral rights. The Software is protected by United States copyright and trademark law and applicable laws and treaties throughout the world. The Software may not be copied, reproduced or distributed in any manner or medium, in whole or in part, without prior written consent from Licensor. Any persons copying, reproducing or distributing all or any portion of the Software in any manner or medium, will be willfully violating the copyright laws and may be subject to civil and criminal penalties in the U.S. or their local country. Be advised that U.S. Copyright violations are subject to statutory penalties of up to \$150,000 per violation. The Software contains certain licensed materials and Licensor's licensors may also protect their rights in the event of any violation of this Agreement. All rights not expressly granted to you herein are reserved by the Licensor.

LICENSE CONDITIONS. You agree not to: (a) Commercially exploit the Software; (b) Distribute, lease, license, sell, rent or otherwise transfer or assign the Software, or any copies of the Software, without the express prior written consent of Licensor or as set forth in this Agreement; (c) Make a copy of the Software or any part thereof (other than as set forth herein); (d) Make a copy of this Software available on a network for use or download by multiple users; (e) Except as otherwise specifically provided by the Software or this Agreement, use or install the Software (or permit others to do so) on a network, for on-line use, or on more than one computer or gaming unit at the same time; (f) Copy the Software onto a hard drive or other storage device in order to bypass the requirement to run the Software from the included CD-ROM or DVD-ROM (this prohibition does not apply to copies in whole or in part that may be made by the Software itself during installation in order to run more efficiently); (g) Use or copy the Software at a computer gaming center or any other location-based site, provided that Licensor may offer you a separate site license agreement to make the Software available for commercial use; (h) Reverse engineer, decompile, disassemble, prepare derivative works based on or otherwise modify the Software, in whole or in part; (i) Remove or modify any proprietary notices, marks or labels contained on or within the Software; and (j) Transport, export or re-export (directly or indirectly) into any country forbidden to receive such Software by any U.S. export laws or accompanying regulations or otherwise violate such laws or regulations, that may be amended from time to time.

However, you may transfer the entire Software and accompanying documentation on a permanent basis to another person as long as you retain no copies (including archival or backup copies) of the Software, accompanying documentation, or any portion or component of the Software accompanying documentation, and the recipient agrees to the terms of this Agreement. The Software is intended for private use only.

TECHNICAL PROTECTIONS. The Software may include measures to control access to the Software, prevent unauthorized copies, or otherwise attempt to prevent anyone from exceeding the limited rights and licenses granted under this Agreement. If the Software permits access to additional online features, only one copy of the Software may access those features at one time (unless otherwise provided in the Software documentation). Additional terms and registration may be required to access online services and to download Software updates and patches. Only Software subject to a valid license can be used to access online services, and download updates and patches. You may not interfere with such access control measures or attempt to disable or circumvent such security features. If you disable or otherwise tamper with the technical protection measures, the Software will not function properly.

USER CREATED CONTENT. The Software may allow you to create content, including but not limited to a gameplay map, a scenario, screenshot of a car design or a video of your game play. In exchange for use of the Software, and to the extent that your contributions through use of the Software give rise to any copyright interest, you hereby grant Licensor an exclusive, perpetual, irrevocable, fully transferable and sub-licensable worldwide right and license to use your contributions in any way and for any purpose in connection with the Software and related goods and services, including the rights to reproduce, copy, adapt, modify, perform, display, publish, broadcast, transmit, or otherwise communicate to the public by any means whether now known or unknown and distribute your contributions without any further notice or compensation to you of any kind for the whole duration of protection granted to intellectual property rights by applicable laws and international conventions. You hereby waive any moral rights of paternity, publication, reputation, or attribution with respect to Licensor's and other players' use and enjoyment of such assets in connection with the Software and related goods and services under applicable law. This license grant to Licensor, and the above waiver of any applicable moral rights, survives any termination of this License.

INTERNET CONNECTION. The Software may require an internet connection to access internet-based features, authenticate the Software, or perform other functions. In order for certain features of the Software to operate properly, you may be required to have and maintain (a) an adequate internet connection and/or (b) a valid and active account with an online service as set forth in the Software documentation, including but not limited to Licensor or a Licensor affiliate. If you do not maintain such accounts, then certain features of the Software may not operate or may cease to function properly, either in whole or in part.

II. INFORMATION COLLECTION & USAGE

By installing and using this software, you consent to these information collection and usage terms, including (where applicable) transfer of data to Licensor and affiliated companies into a country outside of the European Union and the European Economic Area. If you connect to the internet when using the Software, Licensor may receive information from hardware manufacturers or platform hosts (such as Microsoft) and may automatically collect certain information from your computer or gaming unit. This information may include, but is not limited to, user IDs (such as gamer tags and screen names), game scores, game achievements, game performance, locations visited, buddy lists, hardware MAC address, internet protocol address, and your usage of various game features. All information collected by Licensor is intended to be anonymous unless information that does not disclose your identity or constitute personal information, however if you include personal information (such as your real name) in your user ID, then such personal information will automatically be transmitted to Licensor and used as described herein.

The information collected by Licensor may be posted by Licensor on publicly-accessible web sites, shared with hardware manufacturers, shared with platform hosts, shared with Licensor's marketing partners or used by Licensor for any other lawful purpose. By using this Software you consent to the Licensor's use of related data, including public display of your data such as identification of your user created content or displaying your scores, ranking, achievements and other gameplay data. If you do not want your information shared in this manner, then you should not use the Software.

III. WARRANTY

LIMITED WARRANTY. Licensor warrants to you (if you are the initial and original purchaser of the Software) that the original storage medium holding the Software is free from defects in material and workmanship under normal use and service for 90 days from the date of purchase. Licensor warrants to you that this Software is compatible with a personal computer meeting the minimum system requirements listed in the Software documentation or that it has been certified by the gaming unit producer as compatible with the gaming unit for which it has been published, **however**, due to variations in hardware, software, internet connections and individual usage, Licensor does not warrant the performance of this Software on your specific computer or gaming unit. Licensor does not warrant against interference with your enjoyment of the Software; that the Software will meet your requirements; that operation of the Software will be uninterrupted or error-free; or that the Software will be compatible with third party software or hardware or that any errors in the Software will be corrected. No oral or written advice provided by Licensor or any authorized representative shall create a warranty. Because some jurisdictions do not allow the exclusion of or limitations on implied warranties or the limitations on the applicable statutory rights of a consumer, some or all of the above exclusions and limitations may not apply to you.

If for any reason you find a defect in the storage medium or Software during the warranty period, Licensor agrees to replace, free of charge, any Software discovered to be defective within the warranty period as long as the Software is currently being manufactured by Licensor. If the Software is no longer available, Licensor retains the right to substitute a similar piece of Software of equal or greater value. This warranty is limited to the storage medium and the Software as originally provided by Licensor and is not applicable to normal wear and tear. This warranty shall not be applicable and shall be void if the defect has arisen through abuse, mistreatment, or neglect. Any implied warranties prescribed by statute are expressly limited to the 90-day period described above.

Except as set forth above, this warranty is in lieu of all other warranties, whether oral or written, express or implied, including any other warranty of merchantability, fitness for a particular purpose or non-infringement, and no other representations or warranties of any kind shall be binding on Licensor.

When returning the Software subject to the limited warranty above, please send the original Software only to the Licensor address specified below and include: your name and return address; a photocopy of your dated sales receipt; and a brief note describing the defect and the system on which you are running the Software.

IN NO EVENT WILL LICENSOR BE LIABLE FOR SPECIAL, INCIDENTAL OR CONSEQUENTIAL DAMAGES RESULTING FROM POSSESSION, USE OR MALFUNCTION OF THE SOFTWARE, INCLUDING BUT NOT LIMITED TO, DAMAGES TO PROPERTY, LOSS OF GOODWILL, COMPUTER FAILURE OR MALFUNCTION AND, TO THE EXTENT PERMITTED BY LAW, DAMAGES FOR PERSONAL INJURIES, PROPERTY DAMAGE, LOST PROFITS OR PUNITIVE DAMAGES FROM ANY CAUSES OF ACTION ARISING OUT OF OR RELATED TO THIS AGREEMENT OR THE SOFTWARE, WHETHER ARISING IN TORT (INCLUDING NEGLIGENCE), CONTRACT, STRICT LIABILITY OR OTHERWISE, WHETHER OR NOT LICENSOR HAS BEEN ADVISED OF THE POSSIBILITY OF SUCH DAMAGES. IN NO EVENT SHALL LICENSOR'S LIABILITY FOR ALL DAMAGES (EXCEPT AS REQUIRED BY APPLICABLE LAW) EXCEED THE ACTUAL PRICE PAID BY YOU FOR USE OF THE SOFTWARE.

BECAUSE SOME STATES/COUNTRIES DO NOT ALLOW LIMITATIONS ON HOW LONG AN IMPLIED WARRANTY LASTS AND/OR THE EXCLUSION OR LIMITATION OF INCIDENTAL OR CONSEQUENTIAL DAMAGES, THE ABOVE LIMITATIONS AND/OR EXCLUSION OR LIMITATION OF LIABILITY MAY NOT APPLY TO YOU. THIS WARRANTY SHALL NOT BE APPLICABLE SOLELY TO THE EXTENT THAT ANY SPECIFIC PROVISION OF THIS WARRANTY IS PROHIBITED BY ANY FEDERAL, STATE, OR MUNICIPAL LAW, WHICH CANNOT BE PREEMPTED. THIS WARRANTY GIVES YOU SPECIFIC LEGAL RIGHTS, AND YOU MAY HAVE OTHER RIGHTS THAT VARY FROM JURISDICTION TO JURISDICTION.

© 1998–2010 Take-Two Interactive Software, Inc., and its subsidiaries. Mafia® II developed by 2K Czech, 2K Czech, the 2K Czech logo, 2K Games, the 2K Games logo, Illusion Engine, Mafia, Mafia II, the Mafia II logo and Take-Two Interactive Software are all trademarks and/or registered trademarks of Take-Two Interactive Software, Inc. Microsoft, Xbox, Xbox 360, Xbox LIVE, and the Xbox logos are trademarks of the Microsoft group of companies and are used under license from Microsoft. The ESRB rating icons are registered trademarks of the Entertainment Software Association. All other marks and trademarks are the property of their respective owners. All rights reserved.

The content of this videogame is purely fictional, is not intended to represent or depict any actual event, person, or entity, and any such similarities are purely coincidental. The makers and publishers of this videogame do not in any way endorse, condone, or encourage engaging in any conduct depicted in this videogame.

TERMINATION. This Agreement will terminate automatically if you fail to comply with its terms and conditions. In such event, you must destroy all copies of the Software and all of its component parts. You can also end this Agreement by destroying the Software and all copies and reproductions of the Software and deleting and permanently purging the Software from any client server or computer on which it has been installed.

U.S. GOVERNMENT RESTRICTED RIGHTS. The Software and documentation have been developed entirely at private expense and are provided as "Commercial Computer Software" or "restricted computer software". Use, duplication or disclosure by the U.S. Government or a U.S. Government subcontractor is subject to the restrictions set forth in subparagraph (c)(1) (ii) of the Rights in Technical Data and Computer Software clauses in DFARS 252.227-7013 or as set forth in subparagraph (c)(1) and (2) of the Commercial Computer Software Restricted Rights clauses at FAR 52.227-19, as applicable. The Contractor/Manufacturer is the Licensor at the location listed below.

EQUITABLE REMEDIES. You hereby agree that if the terms of this Agreement are not specifically enforced, Licensor will be irreparably damaged, and therefore you agree that Licensor shall be entitled, without bond, other security, or proof of damages, to appropriate equitable remedies with respect to any of this Agreement, in addition to any other available remedies.

INDEMNITY. You agree to indemnify, defend and hold Licensor, its partners, licensors, affiliates, contractors, officers, directors, employees and agents harmless from all damages, losses and expenses arising directly or indirectly from your acts and omissions to act in using the Software pursuant to the terms of the Agreement.

MISCELLANEOUS. This Agreement represents the complete agreement concerning this license between the parties and supersedes all prior agreements and representations between them. It may be amended only by a writing executed by both parties. If any provision of this Agreement is held to be unenforceable for any reason, such provision shall be reformed only to the extent necessary to make it enforceable and the remaining provisions of this Agreement shall not be affected.

GOVERNING LAW. This Agreement shall be construed (without regard to conflicts or choice of law principles) under the laws of the State of New York, as such law is applied to agreements between New York residents entered into and to be performed within New York, except as governed by federal law. Unless expressly waived by Licensor in writing for the particular instance or contrary to local law, the sole and exclusive jurisdiction and venue for actions related to the subject matter hereof shall be the state and federal courts located in Licensor's principal corporate place of business (New York County, New York, U.S.A.). Both parties consent to the jurisdiction of such courts and agree that process may be served in the manner provided herein for giving of notices or otherwise as allowed by New York state or federal law. The parties agree that the UN Convention on Contracts for the International Sale of Goods (Vienna, 1980) shall not apply to this Agreement or to any dispute or transaction arising out of this Agreement.

IF YOU HAVE ANY QUESTIONS CONCERNING THIS LICENSE, YOU MAY CONTACT IN WRITING TAKE-TWO INTERACTIVE SOFTWARE, INC. 622 BROADWAY, NEW YORK, NY 10012.

IV. TECHNICAL SUPPORT/SERVICE

For additional support, including troubleshooting assistance, please contact:

- web site www.2kgames.com/support
- USA
 - telephone 1-866.219.9839
 - email usa@take2support.com
- CANADA
 - telephone 1-800.638.0127
 - email canada@take2support.com



Get Made – Not Whacked

Your Official Guide To Empire Bay

An Offer You Can't Refuse ...

Get **30% off** the retail price of the Mafia II Official Strategy Guide at bradygames.com.



Enter the code **MAFIATWO30** at Checkout.
(offer good until 12/31/10)



COMING SOON | www.specopstheline.com



© 2006 - 2010 Take-Two Interactive Software, Inc. and its subsidiaries. All rights reserved. 2K Marin, 2K Games, SPEC OPS and SPEC OPS: THE LINE, Take-Two Interactive Software and their respective logos are all trademarks and/or registered trademarks of Take-Two Interactive Software, Inc. The ratings icon is a trademark of the Entertainment Software Association. Xbox, Xbox 360, Xbox LIVE, and the Xbox logos are trademarks of the Microsoft group of companies and are used under license from Microsoft. All other trademarks are property of their respective owners. All rights reserved.